

# Model 3000CIV

Double Check  
Detector Assembly

Sizes: 2½"-3"

- Installation • Service
- Repair Kits • Maintenance

For other repair kits and service parts, send for  
Ames Repair Parts List Price Sheet.

For technical assistance, contact your local Ames  
representative on back page.



Ames 3000CIV Size: 2½"

**CALIFORNIA PROPOSITION 65 WARNING**

**WARNING:** This product contains chemicals known to the State of California to cause cancer and birth defects or other reproductive harm. (Installer: California law requires that this warning be given to the consumer.)

For more information: [www.wattsind.com/prop65](http://www.wattsind.com/prop65)

**IMPORTANT:** Inquire with governing authorities for local installation requirements.

**NOTE:** For *Australia* and *New Zealand*: Pipeline strainers should be installed between the upstream shutoff valve and the inlet of the backflow preventer.

**NOTE:** It's important that this device be tested periodically in compliance with local codes, but at least once per year or more as service conditions warrant. If installed on a fire sprinkler system, all mechanical checks, such as alarm checks and backflow preventers, should be flow tested and inspected internally in accordance with NFPA 13 and NFPA 25.

**AMES**  
CO.  
FLUID CONTROL SYSTEMS

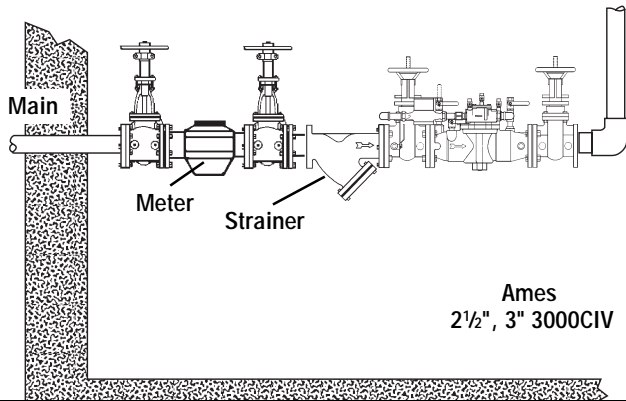
**LIMITED WARRANTY:** Ames Company warrants each product against defects in material and workmanship for a period of one year from the date of original shipment. In the event of such defects within the warranty period, the Company will, at its option, replace or recondition the product without charge. This shall constitute the exclusive remedy for breach of warranty, and the Company shall not be responsible for any incidental or consequential damages, including without limitation, damages or other costs resulting from labor charges, delays, vandalism, negligence, fouling caused by foreign material, damage from adverse water conditions, chemicals, or any other circumstances over which the Company has no control. This warranty shall be invalidated by any abuse, misuse, misapplication or improper installation of the product. THE COMPANY MAKES NO OTHER WARRANTIES EXPRESS OR IMPLIED EXCEPT AS PROVIDED IN THIS LIMITED WARRANTY.

# Installation Instructions - 2½"- 3" 3000CIV

## Installation - Indoors - Figure 1

Ames Model 3000CIV may be installed in either a vertical or horizontal position. Pipe lines should be thoroughly flushed to remove foreign material before installing the unit. A strainer should be installed as shown, ahead of backflow preventer to prevent disc from unnecessary fouling. Install valve in the line with arrow on valve body pointing in the direction of flow.

For indoor installations, it is important that the valve be easily accessible to facilitate testing and servicing. Do not install in a concealed location.

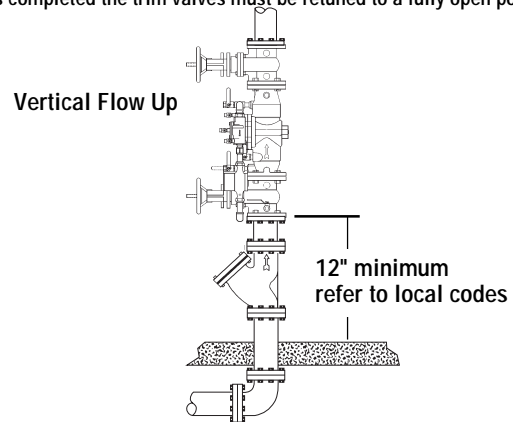


**CAUTION:** Do not install with strainer when backflow preventer is used on seldom-used water lines which are called upon during emergencies, such as fire sprinkler lines, etc.

It is important that Model 3000CIV be tested periodically in compliance with local codes, but at least once a year or more often depending upon system conditions.

### Note Fire Protection System Installations:

The National Fire Protection Agency (NFPA) Guidelines require a confirming flow test to be conducted whenever a "main line" valve such as the shutoff valves or a backflow assembly have been operated. Certified testers of backflow assemblies must conduct this test. The trim valves of the detector meter bypass line, on assemblies so equipped, should be shut off during the confirming flow test. When the test is completed the trim valves must be returned to a fully open position.

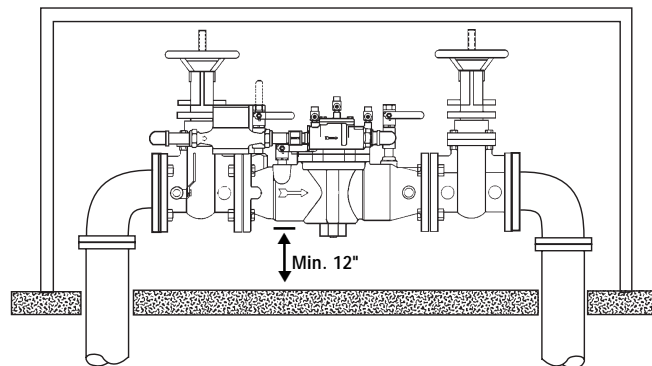


## Installation - Outside Building Above Ground - Figure 2

In an area where freezing conditions **do not occur**, Series 3000CIV can be installed outside of a building. The most satisfactory installation is above ground and should be installed in this manner whenever possible.

In an area where freezing conditions **can occur**, Series 3000CIV should be installed above ground in an insulated enclosure.

Annual inspection of all water system safety and control valves is required and necessary. Regular inspection, testing and cleaning assures maximum life and proper product function.



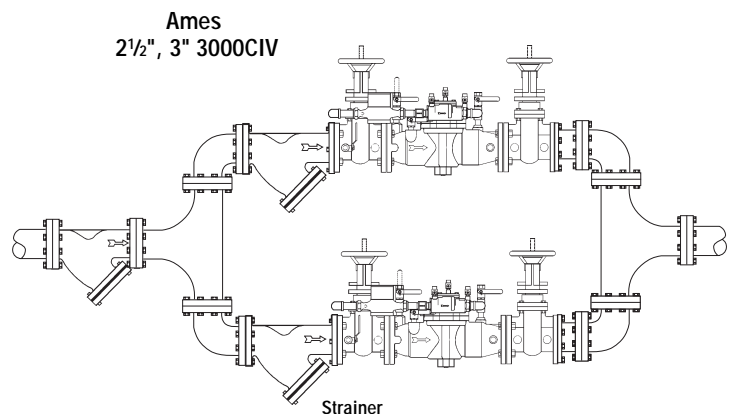
## Installation Parallel - Figure 3 - Consult Local codes for Approval

Two or more valves may be piped in parallel (where approved) to serve a larger supply pipe main. This type of installation is employed whenever it is vital to maintain a continuous supply of water/where interruptions for testing and servicing would be unacceptable. It also has the advantage of providing increase capacity where needed beyond that provided by a single valve and permits testing or servicing of an individual valve without shutting down the complete line. For two valve installations the total capacity should equal or exceed that required by the system.

The quantity of valves used in parallel should be determined by the engineer's judgement based on the operating conditions of a specific installation.

### Installation Note:

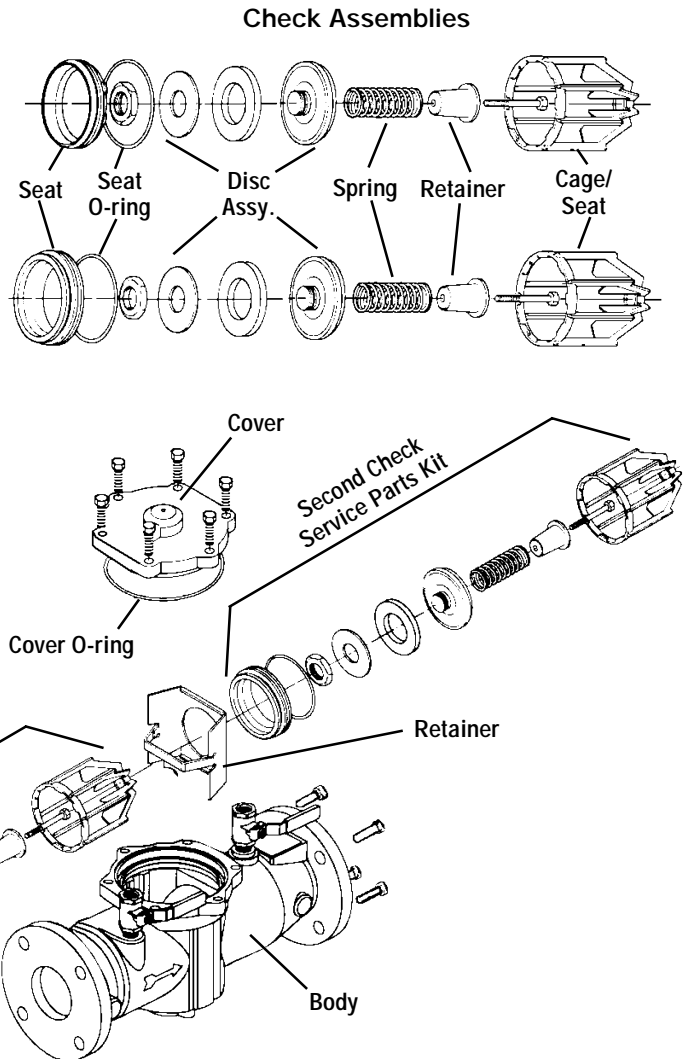
The flange gasket bolts for the gate valves should be retightened during installation as the bolts may have loosened due to storage and shipping.



# Servicing First and Second Check Valves - 2½" - 3" 3000CIV

1. Remove cover bolts and cover.
2. Remove the retainer from the body bore. The check valve modules can now be removed from the valve by hand or with a screwdriver.
3. The check seats are attached to the cage with a bayonet type locking arrangement. Holding the cage in one hand, push the seat inward and rotate counterclockwise against the cage. The seat, spring cage, spring and disc assembly are now individual components.
4. The disc assembly may now be cleaned and reassemble or depending on its condition, may be discarded and replaced with a new assembly from the repair kit. O-rings should be cleaned or replaced as necessary. For more information, refer to repair parts price list
5. Reassemble the Check valve modules. Check modules are installed in the valve body with the seats facing the valve inlet. The modules must be securely in place before the retainer can be replace.

**NOTE: No special tools required to service Model 3000CIV**



## Replacement Parts for 2½" and 3" 3000CIV

When ordering, specify Ordering Code Number, Kit Number and Valve Size.

### First Check Kit

EDP No	Kit No.	Size
7017101	ARK 3000CIV CK1	2½", 3"

Kit includes: Seat, Seat o-ring, Disc assembly, Spring, Spring retainer, Check Cage and Cover o-ring.

### Second Check Kit

7017102	ARK 3000CIV CK2	2½", 3"
---------	-----------------	---------

Kit includes: Seat, Seat o-ring, Disc assembly, spring, Spring retainer, Check cage and Cover o-ring.

### First and Second Check Rubber Parts

7017103	ARK 3000CIV RT	2½", 3"
---------	----------------	---------

Kit includes; Two seat discs, Two seat o-rings, Two Cover o-rings.

### Cover Kit

EDP No.	Kit No.	Size
7017106	ARK 3000CIV C	2½", 3"

Kit includes: Cover, Cover o-ring.

### Seat Kit

7017104	ARK 3000CIV S1	2½", 3"
7017105	ARK 3000CIV S2	2½", 3"

Kit includes: Seat, Seat o-ring.

"Use only original equipment manufactured parts to protect the validated warranty."

# For Technical Assistance Call Your Authorized Ames Agent.

			Telephone #	Fax #
	Headquarters: Watts Ames Co.,	1485 Tanforan Ave., Woodland, CA 95776	800 366-2637	530 666-5320
North East	Vernon Bitzer Associates, Inc.	138 Railroad Dr., Northampton Ind. Pk., Ivyland, PA 18974	215 953-1400	215 953-1250
	Edwards, Platt & Deely, Inc.	368 Wyandanch Ave., North Babylon, NY 11703	631 253-0600	631 253-0303
	Edwards, Platt & Deely, Inc.	271 Royal Ave., Hawthorne, NJ 07506	973 427-2898	973 427-4246
	The Joyce Agency, Inc.	8442 Alban Rd., Springfield, VA 22150	703 866-3111	703 866-2332
	W. P. Haney Co., Inc.	51 Norfolk Ave., South Easton, MA 02375	508 238-2030	508 238-8353
	WMS Sales, Inc. (Main office)	9580 County Rd., Clarence Center, NY 14032	716 741-9575	716 741-4810
	WMS Sales, Inc.	47 Carousel Lane, Baldwinsville, NY 13027	315 635-6596	315 635-6891
	WMS Sales, Inc.	18 McMillen Place, Delmar, NY 12054	518 475-1017	518 475-9583
	WMS Sales, Inc.	56 Winchester Dr., Fairport, NY 14450	716 223-7980	716 223-7980
South East	Billingsley & Associates, Inc.	5609-D Salmen St., Harahan, LA 70123	504 733-7624	504 733-6904
	Billingsley & Associates, Inc.	478 Cheyenne Lane, Madison, MS 39110	601 856-7565	601 856-8390
	Smith & Stevenson Co., Inc.	4935 Chastain Ave., Charlotte, NC 28217	704 525-3388	704 525-6749
	Mid-America Marketing, Inc.	1364 Foster Avenue, Nashville, TN 37210	615 259-9944	615 259-5111
	Mid-America Marketing, Inc.	5466 Old Hwy. 78, Memphis, TN 38118	901 795-0045	901 795-0394
	RMI	Glenfield Bus. Ctr., 2535 Mechanicsville Tpk., Richmond, VA 23223	804 643-7355	804 643-7380
	Wager Company	702-B Industry Rd., Longwood, FL 32750	407 834-4667	407 831-0091
South Central	Hugh M. Cunningham, Inc.	13755 Benchmark, Dallas, TX 75234	972 888-3800	972 888-3838
	Mack McClain & Associates	11132 south Towne Squire, Suite 202, St. Louis, MO 63123	314 771-3699	314 771-3535
	Mack McClain & Associates, Inc.	1537 Ohio St., Des Moines, IA 50314	515 288-0184	515 288-5049
	Mack McClain & Associates, Inc.	15090 West 116th St., Olathe, KS 66062	913 339-6677	913 339-9518
	Pro-Spec, Inc.	P.O. Box 472226, Tulsa, OK 74147-2226	918 461-0066	918 461-0105
North Central	Associated Independent Marketing	1606 Commerce Dr., Sun Prairie, WI 53590	608 837-5005	608 837-2368
	HydroSource	8182 Chagrin Rd., Chagrin Falls, OH 44023	440 247-9150	440 247-6719
	Mid-Continent Marketing Services Ltd.	1724 Armitage Ct., Addison, IL 60101	630 953-1211	630 953-1067
South West	Cisco	137 West Bristol, Orange, CA 92865	714 633-0698	714 633-2831
	Phoenix Marketing, Ltd.	3322 Columbia Dr., NE, Albuquerque, NM 87107	505 883-7100	505 883-7101
	P I R Sales, Inc.	3050 North San Marcos Place, Chandler, AZ 85225	480 892-6000	480 892-6096
	Preferred Sales	3453 Ramona Ave., Ste. 4 Sacramento, CA 95826	916-457-9755	916 457-1595
North West	Delco Sales, Inc.	111 Sand Island Access Rd., Unit I-10, Honolulu, HI 96819	808 842-7900	808 842-9265
	Fanning & Associates, Inc.	6765 Franklin St., Denver, CO 80229-7111 (Montana Only)	303 289-4191	303 286-9069
	Hollabaugh Brothers & Associates	1260 6th Ave. South, Seattle, WA 98134-1308	206 467-0346	206 467-8368
	Hollabaugh Brothers & Associates	3028 S.E. 17th Ave., Portland, OR 97202	503 238-0313	503 235-2824
	Rep Masters, Inc.	6201 East 42nd Ave., Suite 100, Denver, CO 80216	303 376-1770	303 376-1773
	Soderholm & Associates, Inc.	7150 143rd Ave. N.W., Anoka, MN 55303	763 427-9635	763 427-5665
CANADA	Watts Industries (Canada) Inc. (Watts Regulator Co. Division)	5435 North Service Road, Burlington, Ontario L7L 5H7	905 332-4090	905 332-7068
	Hydro-Mechanical Sales Ltd.	3700 Joseph Howe Dr., Ste. 1 Halifax, Nova Scotia B3L 4H7	902 443-2274	902 443-2275
	Hydro-Mechanical Sales Ltd.	297 Collishaw St., Ste. 7 (shipping) Moncton, New Brunswick E1C 9R2	506 859-1107	506 859-2424
	Hydro-Mechanical Sales Ltd.	85 Tolt Rd., St. Phillips, Newfoundland A1B 3M7	709 895-0090	709 895-0091
	Le Groupe B.G.T. Inc.	2800 Rue Dalton, Ste. 3, Parc Colbert, Ste-Foy, Quebec G1P 3S4	418 657-2800	418 657-2700
	Le Groupe B.G.T. Inc.	140 Rue Merizzi, Ville St. Laurent, Quebec H4T 1S4	514 341-9010	514 341-4464
	Walmar Mechanical Sales	24 Gurdwara Re., Nepean, Ontario K2E8B5	613 225-9774	613 225-0673
	Mar-Win Agencies St.	1123 Empress St., Winnipeg, Manitoba R3E 3H1	204 775-8194	204 786-8016
	Palsler Enterprises, Ltd.	1885 Blue Heron Dr., #4, London, Ontario N6H 5L9	519 471-9382	519 471-1049
	Northern Mechanical Sales	P.O. Box 280 (mailing) 163 Pine St. (shipping), Garson, Ontario P3L 1S6	705 693-2715	705 693-4394
	RAM Mechanical Marketing	441 Quebec St., Regina, Saskatchewan S4R 1K5	306 525-1986	306 525-0809
	RAM Mechanical Marketing	#13-1100 7th Ave. N., Saskatoon, Saskatchewan S7K 2V9	306 244-6622	306 244-0807
	D.C. Sales Ltd.	10-6130 4th St. S.E., Calgary, Alberta T2h 2A6	403 253-6808	403 259-8331
	D.C. Sales Ltd.	11420 142 Street, Edmonton, Alberta T6M 1V1	780 496-9495	780 496-9621
Sierra Sales Ltd.	6450 Roberts St., Ste. 170, Burnaby, BC V5G 4E1	604 298-9593	604 298-9917	

0221



Ames USA Web Site: [www.ames-co.com](http://www.ames-co.com)

AMES COMPANY • 1485 Tanforan Ave. • Woodland, CA 95776 • Phone: 530-666-2493 • Fax: 530-666-5320

RP/IS-3000CIV 0221

EDP#1915296

© Ames Co., 2001

Printed in U.S.A.